









MINOR PENTATONIC SCALE PATTERNS

Scale patterns are great tools to help build a solo because they create direction and add structure to guitar solos. Scale patterns are also great exercises to improve picking technique, coordination between both hands, fret board knowledge and so much more. Here are eight pentatonic scale patterns. Alternate pick every note. Practice these with a metronome. See if you can implement them in your A minor pentatonic solos. Then, every once in a while throw in a scale pattern in your solos.



MINOR PENTATONIC SCALE PATTERNS



All these above pentatonic scale patterns are shown for the root shape. Of course, you can also play all these scale patterns in the other four scale shapes. See if you can figure this out as a fun challenge. You want to be able to play all eight scale patterns applied to any of the five pentatonic fingerings.